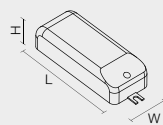
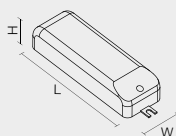


ALIMENTATORI/DRIVER NON DIMMERABILI NOT DIMMABLE POWER SUPPLIES/DRIVERS



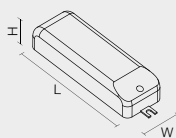
DRIVER INGRESSO 230Vca USCITA IN CORRENTE COSTANTE
DRIVER INPUT 230Vac OUTPUT CONSTANT CURRENT

| CODE | INPUT | OUTPUT | POWER | IP | DIM. (LxWxH) | N. MAX LAMP |
|--------------|------------|--------|-------|------|--------------|---------------------------|
| TE063 | 90-264Vac | 350mA | 4W | IP20 | 68x35x21mm | 1 (Minialfa, Minidelta) |
| TE080 | 100-250Vac | 350mA | 15W | IP20 | 138x40x29mm | 1-4 (Minialfa, Minidelta) |
| TE052 | 220-240Vac | 700mA | 8W | IP20 | 58x35x21mm | 1 (Alfa, Delta) |
| TE073 | 90-264Vac | 700mA | 35W | IP67 | 148x40x30mm | 1-4 (Alfa, Delta) |



DRIVER INGRESSO 230Vca USCITA 24Vdc
DRIVER INPUT 230Vac OUTPUT 24Vdc

| CODE | INPUT | OUTPUT | POWER | IP | DIM. (LxWxH) |
|--------------|-----------|--------|-------|------|--------------|
| TE036 | 90-264Vac | 24Vdc | 20W | IP67 | 118x35x26mm |
| TE037 | 90-264Vac | 24Vdc | 35W | IP67 | 148x40x30mm |
| TE038 | 90-264Vac | 24Vdc | 60W | IP67 | 163x46x32mm |
| TE039 | 90-264Vac | 24Vdc | 100W | IP67 | 190x52x37mm |
| TE066 | 90-305Vac | 24Vdc | 150W | IP67 | 228x68x39mm |
| TE069 | 90-305Vac | 24Vdc | 240W | IP67 | 251x68x39mm |
| TE070 | 90-305Vac | 24Vdc | 320W | IP67 | 252x90x44mm |

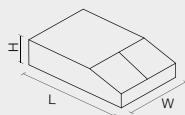


ALIMENTATORE INGRESSO 230Vca USCITA 12V PER ALOGENE
POWER SUPPLY INPUT 230Vac OUTPUT 12V FOR HALOGEN BULBS

| CODE | INPUT | OUTPUT | POWER | IP | DIM. (LxWxH) |
|--------------|------------|--------|---------|------|--------------|
| TE053 | 220-240Vac | 12V | 35-105W | IP20 | 128x38x31mm |

Compatibile con lampada della gamma PARATHOM by Osram (GU4, GU5.3, G53)
Compatible with PARATHOM bulbs by Osram (GU4, GU5.3, G53 socket)

Dimmerabile a taglio di fase in discesa.
Dimmable by trailing-edge phase cut.



ALIMENTATORE INGRESSO 230Vca PER LAMPADE A SCARICA
POWER SUPPLY INPUT 230Vac FOR HID BULBS

| CODE | INPUT | OUTPUT | POWER | IP | DIM. (LxWxH) |
|--------------|------------|--------|-------|------|--------------|
| TE001 | 198-264Vac | 250Vac | 70W | IP20 | 155x83x32mm |
| TE002 | 198-254Vac | 250Vac | 150W | IP20 | 212x96x33mm |